

# TEACHER'S GUIDE



**Doctrinal Themes 1–6**



**RegularBaptistPress**

**Teacher's Guide, Doctrinal Themes 1-6**

© 2016 Regular Baptist Press • Printed in U.S.A. All rights reserved.

THIS MATERIAL MAY NOT BE REPRODUCED IN ANY WAY.



### The Doctrinal Basis of Our Curriculum

*A more detailed statement with references is available upon request.*

- The verbal, plenary inspiration of the Scriptures
- Only one true God
- The Trinity of the Godhead
- The Holy Spirit and His ministry
- The personality of Satan
- The Genesis account of creation
- Original sin and the fall of man
- The virgin birth of Christ
- Salvation through faith in the shed blood of Christ
- The bodily resurrection and priesthood of Christ
- Grace and the new birth
- Justification by faith
- Sanctification of the believer
- The security of the believer
- The church
- The ordinances of the local church: baptism by immersion and the Lord's Supper
- Biblical separation—ecclesiastical and personal
- Obedience to civil government
- The place of Israel
- The pretribulation rapture of the church
- The premillennial return of Christ
- The millennial reign of Christ
- Eternal glory in Heaven for the righteous
- Eternal torment in Hell for the wicked

# Table of Contents

About This Teacher's Guide	3
How to Become God's Child	4

## THEME 1: God's Word—The Bible

Lesson 1	<b>The Bible Is God's Book</b>	6
Lesson 2	<b>We Can Trust the Bible</b>	11
Lesson 3	<b>God's Word Is Inspired</b>	16
Lesson 4	<b>God's Word Is True</b>	20
Lesson 5	<b>The Bible Is All about God</b>	24
Lesson 6	<b>God Has Preserved His Word</b>	29
Lesson 7	<b>The Bible Tells Us about Jesus</b>	33
Lesson 8	<b>God's Word Reveals the Only Way to Be Saved</b>	37
Lesson 9	<b>God's Word Is the Highest Authority</b>	41
Lesson 10	<b>God's Children Should Love His Word</b>	46

## THEME 2: The Greatness Of God

Lesson 1	<b>God Is Great above All</b>	52
Lesson 2	<b>It Is Impossible to Understand God Fully</b>	56
Lesson 3	<b>God Is Forever, without Beginning or End</b>	60
Lesson 4	<b>God Does Not Change</b>	64
Lesson 5	<b>God Is an Invisible Spirit</b>	68
Lesson 6	<b>God Is All-Powerful</b>	72
Lesson 7	<b>God Is All-Knowing</b>	76
Lesson 8	<b>God Is Everywhere</b>	80
Lesson 9	<b>God Is the Greatest of All</b>	85
Lesson 10	<b>God Is Worthy of Honor</b>	89

## THEME 3: The Goodness of God

Lesson 1	<b>God Is Altogether Good</b>	94
Lesson 2	<b>God Is the Source of Good</b>	98
Lesson 3	<b>God Is Holy</b>	102
Lesson 4	<b>God Is Righteous</b>	106
Lesson 5	<b>God Is Truth</b>	110
Lesson 6	<b>God Is Gracious</b>	114
Lesson 7	<b>God Is Merciful</b>	118
Lesson 8	<b>God Is Love</b>	122
Lesson 9	<b>God Hates Sin</b>	126
Lesson 10	<b>God's Goodness Leads Us to Trust and Love Him</b>	131

## THEME 4: **The Trinity**

Lesson 1	<b>God Is a Trinity</b>	136
Lesson 2	<b>The Trinity Is Eternal</b>	140
Lesson 3	<b>God's Word Shows That God Is a Trinity</b>	144
Lesson 4	<b>God's Word Tells Us There Is Only One God</b>	148
Lesson 5	<b>God's Word Teaches Three Persons in One God</b>	152
Lesson 6	<b>Biblical Examples of the Trinity</b>	156
Lesson 7	<b>The Bible Teaches That the Father Is God</b>	160
Lesson 8	<b>The Bible Teaches That Jesus Is God</b>	164
Lesson 9	<b>The Bible Teaches That the Holy Spirit Is God</b>	168
Lesson 10	<b>The Trinity Is True</b>	172

## THEME 5: **God's Creation**

Lesson 1	<b>God Created Everything Out of Nothing</b>	178
Lesson 2	<b>The Eternal Trinity Created All Things</b>	182
Lesson 3	<b>God Created All Things Good</b>	186
Lesson 4	<b>God Created Everything for His Pleasure and Glory</b>	190
Lesson 5	<b>God Created Everything in Six Days</b>	194
Lesson 6	<b>God Created Everything with His Spoken Word</b>	198
Lesson 7	<b>We Need Faith to Believe God Created All Things</b>	202
Lesson 8	<b>Creation Teaches Us that God Exists</b>	206
Lesson 9	<b>God Created All Invisible Beings</b>	210
Lesson 10	<b>We Will Answer to Our Creator</b>	214

## THEME 6: **God's View of You**

Lesson 1	<b>God Formed Humans out of Dust</b>	220
Lesson 2	<b>God Decided to Make Man in His Image</b>	224
Lesson 3	<b>God Created Man Especially for His Glory</b>	228
Lesson 4	<b>God Commands Us to Live for His Glory</b>	232
Lesson 5	<b>Adam and Eve Were Created Without Sin</b>	236
Lesson 6	<b>All People Are Sinners</b>	240
Lesson 7	<b>Sin Displeases God</b>	244
Lesson 8	<b>Sin Has Terrible Results</b>	248
Lesson 9	<b>God Rescues Helpless Sinners</b>	252
Lesson 10	<b>We All Need God to Rescue Us from Our Sins</b>	256



# About This Teacher's Guide

## Description

This book 1 teacher's guide provides ten lessons for each of the first six Kids4Truth Bible themes for a total of sixty lessons. The lessons correspond with the material in the four levels of book 1 TruthBooks. The four levels of TruthBooks allow students to learn doctrine on their age level. See the information below for ordering TruthBooks and other Kids4Truth materials for your club.



There is a companion book 2 teacher's guide that is designed to be used with the last six Bible themes. That leader's guide follows the lessons in book 2 TruthBooks.



## Lesson Breakdown

Each teacher's guide lesson has three parts: Introducing, Learning, and Living Doctrine. It is recommended that you use all three parts of the lesson. The **Introducing Doctrine** section will help your students gain a frame of reference for understanding the Biblical doctrine taught in the lesson. The **Learning Doctrine** section forms the heart of the lesson. It explains Bible passages and truths. Often this section has activities that assist the student in grasping Bible doctrine. The **Living Doctrine** section challenges students to consider how the doctrine they just learned applies to their lives. This section has teaching methods that facilitate active learning.



All three lesson sections have their own list of materials to gather. Make sure you look through all three before the club session. Most of the materials are things you probably already have around your home. Other materials you will need to buy or make. Some lessons end with a special note about the next lesson. Make sure you read those special notes. They are there to alert you about materials that require more time to obtain.



## Contact and Ordering Information

[RegularBaptistPress.org](http://RegularBaptistPress.org)

Regular Baptist Press  
Attn: Kids4Truth  
3715 North Ventura Drive  
Arlington Heights, IL 60004-7678



1-800-727-4440

# How to Become God's Child

Use these points to guide a student through the decision of trusting in Jesus Christ as Savior.

## **A**dmit that you are a sinner.

We are all sinners; we all do, think, and say wrong things (Romans 3:23). God is perfect. He must punish sin (Romans 6:23). We cannot get to Heaven by trying to be good (Ephesians 2:8, 9). God showed His love for us by sending His Son, Jesus, to die for us (Romans 5:8).

## **B**elieve Who Jesus is and what Jesus did.

Jesus is God's Son Who came to earth and was the only One ever to live a perfect life. He died on the cross to take the punishment for sin. He was buried and rose from the dead (1 Corinthians 15:3, 4). God promises eternal life to all who believe on the Lord Jesus Christ (Acts 16:31; Romans 6:23).

## **C**hoose to trust in Jesus.

Believe that Jesus, God's Son, took the punishment for your sin. Trust Jesus as your Savior, knowing that He is the only way you can have your sin forgiven and become a child of God.

*When you trust Jesus as your Savior, God forgives your sin. He makes you part of His family (John 1:12) and promises you a home in Heaven with Him forever (John 14:2, 3).*



# Theme 1: **God's Word—The Bible**

## **Theme 1 Key Truth**

The Bible is the only Book that is God's Word to us.

## **Theme 1 Key Passages**

**2 Timothy 3:16**

**2 Peter 1:21**

1	<b>The Bible Is God's Book</b>	6
2	<b>We Can Trust the Bible</b>	11
3	<b>God's Word Is Inspired</b>	16
4	<b>God's Word Is True</b>	20
5	<b>The Bible Is All about God</b>	24
6	<b>God Has Preserved His Word</b>	29
7	<b>The Bible Tells Us about Jesus</b>	33
8	<b>God's Word Reveals the Only Way to Be Saved</b>	37
9	<b>God's Word Is the Highest Authority</b>	41
10	<b>God's Children Should Love His Word</b>	46



## God's Word— The Bible



Theme 1—Lesson 1

### Topic

The Bible

### Theme

The Bible is God's Word, making it unique and superior to all other books.

### Desired Response

The student will tell four reasons why the Bible is unique and superior to all other books.

### Primary Scriptures

Isaiah 40:8; John 17:17;  
2 Timothy 3:16; 2 Peter 1:21

Encourage all students to look up the verses in this lesson.

Tell them what section of their Bibles to look in. Direct them to the Bible's table of contents for additional help. Have workers assist younger students and students unfamiliar with the Bible. You may even need to explain the parts of a Bible reference.

Having the students become comfortable with looking up Bible verses is important. Be patient with them.

# The Bible Is God's Book

## INTRODUCING DOCTRINE

### Gather

- Children's books for the age groups you are instructing. See your local library or ask students to bring a book they have read. Consider bringing books you have read to your own children or even books you have read as a child.

1. Display the books so the students can see them.
2. Give students who have read one of the books an opportunity to share what the book is about. Do the same for the books you have read.
3. Talk about books in general.

Libraries are filled with all kinds of books. Some books are stories about castles and knights in shining armor. Others are made-up stories about talking animals or even aliens from outer space. Some books are true stories about people like Abraham Lincoln or Thomas Edison. And other books have information about airplanes, animals, volcanos, or sports. Some are new and popular. Some have been around for many years.

4. Hold up your Bible and discuss it.

**ASK:** How is the Bible similar to the books we looked at today? *It has true stories in it. It includes facts about us and the world around us. It is interesting to read. It tells us about historical people and events.*

5. Transition to the doctrine lesson.

The Bible might look very much like all these other books on my table, but it is not. There are some important characteristics that make the Bible very different than any other book! The historical figure, Patrick Henry, said, "The Bible is worth all the other books which have ever been printed." Let's find out why.

## LEARNING DOCTRINE

### Gather

- Play-Doh.
- Pencils.
- Styrofoam cup.
- Tape.

### The Bible Is God's Word to Us

**BIBLE DRILL:** Students look up 2 Timothy 3:16. The first person to find the verse stands and reads the verse after most of the students have found the verse. Do this for the rest of the Bible Drills in this lesson.





**ASK:** The verse we just read calls the Bible by the name “Scripture.” What are other names for the Bible? *God’s Word. The Word of God.*

**ASK:** Why do we call the Bible “God’s Word”? Look at the verse you just read. *Because the Bible is written by God.*

The Bible is God’s written message to us. That makes it so much better than any other book you could own! All of the books I showed you are written by human authors. (Pick up two or three books and read the authors’ names.) The authors are people just like you and me. But the Bible is written by the almighty, holy, perfect, powerful, one true God of the universe! Wow!

But wait. How did God write the Bible? I thought no one could see God? Did He reach down through the sky in a cloud with a giant pen and write the Bible? Not exactly.

### **The Bible Was Recorded by Men**

**BIBLE DRILL:** 2 Peter 1:21.

**ASK:** Who did God use to write His Word? *Holy men of God.*

Second Peter 1:21 says that the Bible (prophecy) was not just man’s idea. Moses did not sit down and say, “Hmm, what should I write about today?” No! The writers of the Bible were led by the Holy Spirit to write down exactly what God wanted them to write. Each writer had his own style, but God used their styles to record exactly what He wanted in the Bible. The Bible is not filled with the human writers’ personal ideas and instructions. The Bible is God’s instruction and message. So the Bible is superior to, or more important than, all other books because God Himself is its author.

**ASK:** If the Bible came from God, can it contain errors? *No.*

**ASK:** Why not? *God is holy, meaning everything He is and does is perfect and free from any mistakes. God’s Word must be perfect and right.*

**ASK:** If the Bible came from God, would it ever tell us a lie? *No.*

**ASK:** Why not? *Because God is truth. His Word must be perfectly true too.*

**BIBLE DRILL:** John 17:17.

The Bible is completely reliable because it comes from God. We can trust everything it says. All other books come from the minds of people. We cannot automatically trust what those books say. Sometimes authors put lies in their books on purpose to make their books more interesting. And sometimes they write things they think are true when they are not. The Bible has no lies to trick us into believing something that is not true. And God never put any statements in the Bible that were not true.

### **The Bible Will Last Forever**

**ACTIVITY:** Flatten out some Play-Doh on a table. Have two or three students come to the table. Give each of them a pencil to use to carve their name or a short word into the Play-Doh. Hold the Play-Doh up for everyone to see the words.



**ASK:** What will happen if we leave this Play-Doh sitting out overnight? *It will harden.*

**ASK:** What will happen to the words we put in the clay? *They will stay as a permanent mark in the clay.*

Some of the oldest “books” in the world were written on clay tablets like we just made. The clay hardened and preserved the words. Some clay tablets date from about 4500 years ago. The Old Testament character Abraham was alive when clay tablets were being used! That is a long, long time for a book to survive. The ancient clay books that still exist are kept in a safe place. No one is allowed to handle them or even look at them unless they get special permission.

**ASK:** Do you think ancient clay tablets will last forever as long as they are guarded and protected?

**ASK:** Do you think our little clay tablet would last forever if we kept it in a safe place?

All clay tablets, including our little one, will eventually pass away because this earth and everything in it will one day pass away. But the Bible is not like clay tablets.

**BIBLE DRILL:** Isaiah 40:8.

**ASK:** How long will the Bible last? *Forever.*

Flowers and grass will pass away, but God’s Word will never pass away. It will never go out of style or be replaced with something bigger or better. It is God’s very own Word. Since God is eternal, His Word is forever. He is the protector of His Word. In fact, His Word is kept in Heaven. No one could ever destroy it or make it cease to exist.

### **The Bible Is Superior to All Other Books**

The Bible is superior to all other books because (1) God is the author; (2) the Bible is completely true; and (3) the Bible will last forever. (Say the list again and have the students repeat each point after you.)

The Bible is superior to all other books for one more reason. We will learn what that is in just a minute. But first I want to do a little trick for you.

**ACTIVITY:** Before class, fold over a piece of tape so the sticky side is out. Put the tape where you can access it easily without the students noticing. Display a Styrofoam cup, letting the students see that it is completely normal. Discreetly put the tape on the end of your thumb and grab the cup so your thumb is taped to the cup. Place the cup between your hands with your thumbs toward you. Hold the cup directly in front of you. Tell the students you are going to make the cup float. Be dramatic, scrunch up your face, take a deep breath, act like it is a big deal. Slowly lift your fingers off the cup, keeping them close to the cup with both thumbs behind the cup. Move your thumb up and down slightly so the cup looks like it is teetering and about to fall. Grab the cup again with both hands. Pull your thumb off the tape and discreetly remove the tape



The gospel will be repeated many times throughout the course of the Kids4Truth lessons.

Be sensitive to your students.

Never hesitate to explain the gospel in greater detail as they show interest. Give them opportunities to ask questions about sin and salvation. See page 4 for a simple way to present the gospel.

from the cup. Hand the cup to a student to inspect.

**ASK:** Who understands how I did my trick?

**ASK:** Who wants me to reveal how I did it? (Reveal your trick to the students.)

I revealed my trick to you. I explained it so you would understand it. God can be hard to understand too. But the Bible reveals God to us. It explains God so we can understand what He is like and what He has done to help us. God does not have to stay a mystery to us. The Bible tells us how we can know Him and even be with Him in Heaven someday.

The Bible tells us that God loves us. In fact, it says He loves us so much that He sent His Son Jesus to die on a cross for us. Why did Jesus have to die for us? What did we do to offend God? Jesus had to die for us because we are sinners and deserve to be separated from God forever. Sin is anything we do, say, or think that violates God's perfect holiness. God cannot live with sinners because He is completely sinless. He must punish sin. Jesus died to take our punishment for our sins. He rose from the dead so we might have eternal life! God wants us to trust in Jesus for salvation from our sins.

All we need to know about God is revealed to us in the Bible. That makes the Bible better than any other book. We should be glad that God gave us a Book that is so great and that tells us so many important truths. We can know God and have eternal life because we have His Word!

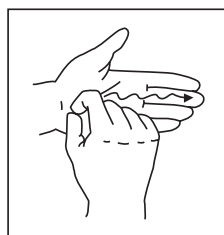
## LIVING DOCTRINE

1. Explain what sign language is.

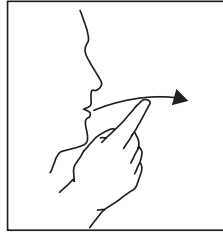
Sign language is the language deaf people use. The deaf cannot hear spoken words, so they use their hands to form pictures of words in order to communicate. We can use sign language to help us remember important truths. We are going to use sign language to help us remember why God's Word is superior to all other books.

2. Read the statements about why the Bible is superior to all other books. Consider writing them on the board or piece of poster board. Teach the students the signs for the words in bold. Have them review the statements and the signs several times.

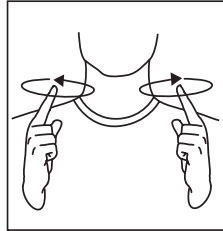
The Bible is superior to all other books because:



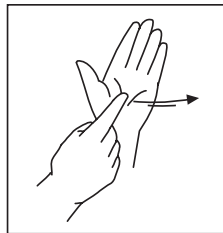
God is the **author** of the Bible.



The Bible is completely **true**.



The Bible will last **forever**.



The Bible **reveals** God to us

3. Give individual students an opportunity to say the statements and do the signs in front of the class.
4. Close the session.

**ASK:** Since the Bible is so superior to all other books, how do you think we should treat the Bible?

**ASK:** What will you do this week to show that you believe the Bible is God's Word?



### Note for Next Club Session!

Invite someone who speaks a foreign language to join your club next week. Ask the guest to prepare a short speech about himself, including where he grew up, his favorite foods, and the activities he likes to do. If possible, have someone who speaks his language accompanying him to your club to act as the translator.

# We Can Trust the Bible

## God's Word— The Bible



Theme 1—Lesson 2

### Topic

Trusting the Bible

### Theme

The Holy Spirit helps us know that the Bible is God's Word.

### Desired Response

The student will know the Holy Spirit helps him understand God's Word.

### Primary Scriptures

John 16:13;  
1 Corinthians 2:10–14;  
2 Corinthians 4:3, 4

## INTRODUCING DOCTRINE

1. Play twenty questions with your students. Think of an animal and give your students twenty questions to figure out what the animal is. The questions must be yes-no questions. Encourage the students to begin by asking general questions about the animal (Does the animal have fur? Does the animal eat plants?) instead of trying to guess the animal right away.
2. If someone figures out your animal, congratulate the student and have him think of another animal. Play a few rounds as time permits.
3. Discuss the ability to know someone's thoughts.

**ASK:** Why did you have to ask questions in order to figure out what animal the person was thinking about? *The person did not share the name of the animal. He kept the fact in his mind.*

**ASK:** Why can't someone know for sure what we are thinking? *Our thoughts are silent. No one can read our minds.*

**ASK:** Can anyone know what God is thinking? (Let students ponder this for a moment. The Bible lesson will focus on the fact that the Holy Spirit knows the mind of God. The Spirit communicated His thoughts to us in the form of the Bible. The Spirit also helps us know that the Bible is God's Word.)

4. Transition to the doctrine lesson.

There is Someone Who knows exactly what God is thinking. We will learn about Him in our lesson today. We will learn that He has told us God's thoughts and that He also helps us to understand them.

## LEARNING DOCTRINE

### Gather

- Blindfolds.
- Flashlight.

### The Holy Spirit Reveals God the Father

**BIBLE DRILL:** Students look up 1 Corinthians 2:9. The first person to find the verse stands and reads the verse after most of the students have found the verse. Do this for the rest of the Bible Drills in this lesson.

No one could know God's thoughts on his own. So no one could rightfully claim to know what God is thinking. That is the message of the verse we just read. The "things" that God has prepared for those who love Him are the truths that God wants us to know. It is impossible to know God's truth on our own. We all need someone to



reveal God's thoughts about the truths He wants us to know.

**READ:** 1 Corinthians 2:10a.

**ASK:** Through Whom did God reveal His thoughts? *God revealed His thoughts through His Spirit.*

Later in our Kids4Truth lessons we will learn all about the Holy Spirit. For now, we just need to know that the Holy Spirit is equal with God the Father. He shares God's thoughts and knows all of them perfectly. The Holy Spirit could tell God the Father, "I know what You are thinking!" And the Holy Spirit would be telling the truth.

**READ:** 1 Corinthians 2:10b.

What is meant by the "deep things of God"? That phrase simply means all of God's thoughts, desires, and motives. In other words, the Holy Spirit knows God the Father perfectly. There is nothing about God that the Holy Spirit does not know. He knows why God the Father does things and what God the Father desires to happen. That is really deep knowledge!

### **The Holy Spirit Told God's Word to Men**

So how did the Holy Spirit tell us God's thoughts? Did He whisper them to us while we were lying in bed? Did He use an airplane and write God's thoughts in the sky with smoke? Did He send us text messages? Did He write them on our stomachs while we were sleeping? Of course not! The Holy Spirit told God's words to men so they could write them down. The result is the Bible, the very words of God. We will learn more about how the Bible came to man in next week's club.

The "us" in 1 Corinthians 2:10 refers to the men who wrote God's Word as the Holy Spirit guided them. Those writers include Moses, King David, Matthew, and the apostle Paul. It was the apostle Paul who wrote 1 Corinthians under the direction of the Holy Spirit. What a thrill to know that the Holy Spirit told men God's thoughts so we might know them too. That is simply amazing! How terrible life would be if we did not know God's thoughts! We would not know we were lost in our sins and in need of a Savior.

**READ:** 1 Corinthians 2:11.

Verse 11 tells us what we found out at the beginning of our lesson when we played twenty questions: no one can read another person's thoughts. If we can't read each other's thoughts, then there is no way we could ever read God's thoughts.

**READ:** 1 Corinthians 2:12.

The apostle Paul again stated that he and the other writers of the Bible knew what to write because they had the Spirit of God, the Holy Spirit, to guide them as they wrote. None of the Bible writers recorded their own thoughts and feelings. If so, they would have been following the "spirit of the world," or their own human wisdom. Instead, they followed the Spirit's guidance and wrote exactly what He led them to write. The Holy Spirit made sure every word they wrote was correct.

**READ:** 1 Corinthians 2:13.



If you do not know anyone who speaks a foreign language, then consider looking up some Bible verses in a foreign language and reading them to your class. Explain that those who are lost in sin cannot understand the Bible.

It is like they are reading it in a foreign language. Only the Holy Spirit can open their hearts to understand and receive God's truth. The Holy Spirit is like a spiritual translator that reveals God's truth.

The apostle Paul taught God's Word, repeating what the Holy Spirit had inspired him to write. Paul never taught something that he made up or that he thought was better than God's truth. That is why our TruthBooks are based on God's Word. We want to know God's thoughts, not the thoughts some person came up with on his own.

### **The Holy Spirit Helps Us Understand the Bible**

**ACTIVITY:** Invite your prearranged guest and translator to come to the front. Introduce the guest. Explain that the guest speaks a foreign language. Ask the guest to use his foreign language to tell about himself, including where he grew up, his favorite foods, and the activities he likes to do.

**ASK:** Did you listen closely? What is our guest's favorite food? Where did he grow up? What activities does he like to do? (Act frustrated.) Ugh, I thought you said you listened?! Why can't you answer any of my questions? (Let the students tell you they don't speak the guest's language.)

You couldn't understand our guest. You could hear him. But you don't speak that language, so you couldn't understand him. Here, let's try again.

**ACTIVITY:** This time have your guest speak and pause frequently for the translator to translate into English. Or have the guest be his own translator.

**BIBLE DRILL:** John 16:13.

The Holy Spirit is kind of like a translator, or teacher. He leads us to understand what God is saying to us. He speaks to our hearts. With the Holy Spirit's help, we can read, study, and understand God's Word, the Bible, beginning with God's message about how to be saved.

Until we have the Holy Spirit living within us and helping us, the Bible is going to sound rather foolish. You probably know someone who has never trusted Jesus as his Savior. The Bible says that to a nonbeliever, the Bible sounds like foolishness.

**BIBLE DRILL:** 1 Corinthians 2:14.

"Foolishness" is anything that doesn't make sense or that seems strange. Some people read and study the Bible all their lives but never actually understand it. They are religious, but they don't actually know God. The Pharisees in Jesus' day were very religious. They memorized large sections of the Bible, but they never really understood it. That is why they eventually crucified Jesus. They couldn't figure out Who He was. They refused to accept that Jesus came to earth as God's Son to save them from their sins (1 Corinthians 2:8). So they called Him a liar and put Him to death.

Coming to our Kids4Truth Club is a good thing to do. But until you accept Jesus as your Savior, you won't be able to really understand God's Word. You won't have the Holy Spirit helping you to know that the Bible is God's Word. The Bible won't affect your life and help you live to please to God.

**ACTIVITY:** Ask two volunteers to come to the front of the room. After blind-folding them, write the word "gospel" on the board. Ask the two students to read the word you just wrote. Tell them it is right in front of them and that you



don't understand what their problem is. Allow them to react and then remove their blindfolds for them. Have them read the word.

The gospel is the good news about Jesus coming to earth to die on the cross for our sins so we might have eternal life. Those who are not saved don't understand the gospel. It is as if it is written right in front of them, but they are wearing a blindfold and cannot see it. It is "hidden" from their understanding.

**BIBLE DRILL:** 2 Corinthians 4:3, 4a.

Satan, the god of this world, wants to keep people from understanding the gospel. He does all he can to blind people to the truth. He puts spiritual blindfolds over their hearts. But the Holy Spirit is far more powerful than Satan. The Holy Spirit can help people understand the gospel and be absolutely sure that the Bible is God's Word.

**READ:** 2 Corinthians 4:4b, 6.

**ACTIVITY:** Hold up your open Bible with the flashlight laying across it. Point the light at a student's chest and then turn it on. The light from this flashlight illustrates the ministry of the Holy Spirit in helping us understand and believe the gospel. The Spirit helps us "see" the light of the gospel. He also gives us confidence that the Bible is God's Word.

**ASK:** So Who helps us understand salvation and understand that the Bible is God's Word? *The Holy Spirit does.*

God gave the Holy Spirit to help us see the truth about salvation and about His Word. How wonderful it is to know the Spirit is doing His job every day!

This would be a good place to include a gospel presentation. Be sensitive to the spiritual needs of your group. Never assume all of your students are saved.

## LIVING DOCTRINE

1. Play the game telephone. Show a phrase to the first person who then whispers it in the ear of the next person. That person whispers it to the third person and so on until the last person has heard the message. The last person announces what he thinks he has heard. Most likely he will say something far different than the original phrase. Use the following phrases or come up with your own to reinforce the lesson:

The Holy Spirit knows God's thoughts perfectly.

The Bible is a record of God's thoughts for us.

The Holy Spirit gives us confidence that the Bible is God's Word.

2. Discuss the game and its application to God's transmission of His thoughts to us.

**ASK:** What happened to the messages as you passed them along? *They became jumbled and confusing.*

**ASK:** Were you sure that the message you were passing along was right?

**ASK:** Why can we be sure that the Bible is the very words of God? *The Holy Spirit knows God's thoughts and led men to record them without any errors.*





**ASK:** Who helps us understand the Bible? *The Holy Spirit.*

3. Have the students hold up their Bibles and say, “This is the Bible. The Holy Spirit helps me understand it as I read and study it.”
4. Close the session in prayer, thanking God that the Holy Spirit helps us understand God’s Word and be confident in it. Challenge the students to read their Bibles every day.



**Note for Next Club Session!**

Invite a guest who plays a wind instrument to your club for next week’s lesson. More than one guest would be even better. Make sure they bring along their instruments.

## God's Word— The Bible



Theme 1—Lesson 3

### Topic

Inspiration of Scripture

### Theme

God used holy men to write down His words exactly as He wanted.

### Desired Response

The student will create a simple musical instrument to remind him that the Bible is inspired by God.

### Primary Scriptures

2 Peter 1:21;  
2 Timothy 3:16

# God's Word Is Inspired

## INTRODUCING DOCTRINE

### Gather

- Slips of paper.
- Pencils.

1. Give each student a slip of paper and a pencil. Have each student write a sentence that he might find in a story (e.g., Cars crossed the bright red bridge at top speed. Or, Jason ate cookies until his stomach ached.) Have helpers assist younger students in coming up with and writing a sentence.
2. Collect all the sentences and read them one after another as if you are reading one story.

**ASK:** What did you think of our story? *It made no sense.*

**ASK:** What was wrong with it? *It was written by multiple writers who didn't have any clue what the other writers were writing.*

**ASK:** What do you think would happen if 40 different writers wrote one book over a 1600-year period? Do you think the book would make sense? *Under normal circumstances the book would make no sense. It would probably even contradict itself.*

3. Transition to the doctrine lesson.

There is a Book that was written by about 40 different writers over a 1600-year period. Incredibly, the Book does not contradict itself. In fact, it reads as if all the writers had been in the same room and had talked about what they were going to say. That Book is the Bible. Today we will learn why the Bible makes sense and why it supports, rather than contradicts, itself.

## LEARNING DOCTRINE

### Gather

- Pan of water.
- Aluminum foil.

### God Communicated the Bible through Human Writers

The Bible is the most important book ever. It has all the information we need to know about Who God is, what He has done, and what He expects of us. So God was very careful in how He gave it to us.

**BIBLE DRILL:** 2 Peter 1:21.

**ASK:** Was the Bible man's idea or God's idea? *God's.*



Since the Bible is God’s message rather than man’s message, it was up to Him to decide how to communicate it to us. He could have appointed a team of angels to write it for us, but He didn’t. He could have written it in the clouds for us to see, but He didn’t. He could have even created it out of nothing, saying, “Let there be Scripture!” But He didn’t choose to create Scripture like He created the world.

**ASK:** According to 2 Peter 1:21, how did God give us the Bible? *God used the Holy Ghost (Spirit) to move, or carry along, holy men to write down His words.*

God decided to communicate His important, life-saving message through human writers. To make sure that His message would be passed on to us accurately, God personally directed holy men to write down His words. Second Peter 1:21 says they were moved, or carried along, by the Holy Spirit.

**ACTIVITY:** Display a pan of water. Have a student form a small boat out of aluminum foil, or make one before class and have it ready to go. Place the small boat on the water and have a student gently blow the boat in the direction he chooses.

**ASK:** How did our little boat get across the pan of water? *It moved as the student blew it.*

Our little boat was carried along by the wind. This illustration is similar to the idea communicated in 2 Peter 1:21. As holy men wrote, they were directed by the Holy Spirit so that their writing was exactly what God wanted it to be. The Holy Spirit directed them like the wind directs a ship. Their destination was determined by the Holy Spirit.

**ACTIVITY:** Have other students blow the ship across the water as they explain how it illustrates the Holy Spirit’s work in communicating the Bible to human writers. If you have time, allow the students to make their own ships. Point out how each ship is different but that they all respond to wind and move along across the water to the destination determined by the students.

### The Bible Is Inspired

As we mentioned earlier, the Bible is one book made up of 66 individual books which were written by approximately 40 different writers over a period of 1600 years. Some writers, like the apostle Paul and Moses, wrote more than one book.

**ACTIVITY:** Before class, assign a helper or older student to interrupt you with the following questions: Whoa, wait a minute. You mean to tell me 40 different men wrote the Bible over a 1600-year period? And they didn’t even all live at the same time? How could all those books combine to make one Book that has one common message?

Great questions! Let’s find out how so many writers over such a long time could possibly write one Book that has one unified message.

**BIBLE DRILL:** 2 Timothy 3:16.

Some Bible translations use the word “inspiration” in 2 Timothy 3:16. (Have the students repeat the word after you.) Perhaps you have never heard of that word before. It

Some Bible versions do not use the word “inspiration” in 2 Timothy 3:16. If you are using one of those versions, there is value in introducing the word and explaining its meaning. “Inspiration” is a term the students will come across in other discussions about the Bible’s origin. It is important that they know and understand the word.



is an important word for understanding how God gave us the Bible.

“Inspiration” means “God-breathed.” It means the words came from God. We talk by pushing air across our vocal cords. So in a sense, we breath out our words. That is the idea of the word “inspiration.” God does not have vocal cords, but saying He breathed out the words of the Bible helps us understand that the Bible came from Him.

**ACTIVITY:** Have your students put their hands in front of their mouths while they talk to feel the air coming out of their mouths.

**ACTIVITY:** Invite your guest musicians to the front. Have them display their wind instruments. Point out the different shapes, colors, keys, and features of each instrument. Comment that the instruments must make beautiful music and then have the musicians just hold them, waiting for the sound to come out of the instruments. Wonder out loud what is wrong with the instruments. Ask the students what the musicians have to do in order for the instruments to make sounds. After the students answer, have the musicians play a few notes individually and then a few together.

The Bible’s writers were kind of like these instruments. Each writer was a little different. Moses was a prince who became a shepherd. David was a shepherd boy who became a king. James and John were fishermen. Matthew was a tax collector. Luke was a doctor. They could not write Scripture by themselves. God “breathed out” His divine thoughts into each writer so the writer could record exactly what God wanted us to hear. No wonder the Bible makes sense as one Book from beginning to end; it was written by one Author, God, using 40 or so different “instruments.”

God not only inspired the human writers of the Bible, God inspired the very words of the Bible Himself. Every single word in the Bible is from God. God chose each word very carefully so we would not misunderstand His message to us.

## LIVING DOCTRINE

### Gather

- Waxed paper cut into 2" x 4" sections.
- New plastic combs.
- Permanent markers.
- Aluminum foil.
- Paper cut into 1"x1" sections.
- Tape.

1. Review truths learned in this lesson.

**ASK:** Who is the Author of the Bible? *God.*

**ASK:** How did God write the Bible? *By using holy men to write His words.*

**ASK:** What evidence do we have that the whole Bible was written by God? *Even though the Bible was recorded by around 40 writers over 1600 years, it is unified in its content and message.*



**ASK:** What does “inspiration” mean? *God breathed.*

2. Give each student a piece of waxed paper and a comb. Make permanent markers available. The student writes “Scripture is God-breathed” on his waxed paper.
3. Show the students how to fold the waxed paper over their combs, press their combs to their lips, and sing “The B-I-B-L-E,” using “do-do-do” instead of the words.
4. If you have time, give each student a piece of aluminum foil, a toothpick, and a small slip of paper. Students mold the foil into a ship and add the toothpick as a mast and the paper as a sail. Have them write “2 Peter 1:21” on one side of their sail and “2 Timothy 3:16” on the other as a reminder of the meaning of “inspiration.” Students can use tape to attach sails to their boats.
5. Close the session.

Your simple instrument is a reminder for you to take home this week. Use it to praise God for giving us His Word. Use it to play songs that remind you of His power and love. Use it to remember that the Bible is God’s inspired Word.

## God's Word— The Bible



Theme 1—Lesson 4

### Topic

The Bible is without error

### Theme

God's Word is true because God Himself is truth.

### Desired Response

The student will believe that the Bible is trustworthy because it is true and without error.

### Primary Scriptures

Psalms 119:160;  
Proverbs 30:5; John 3:16;  
Titus 1:2; Hebrews 6:18;  
2 Peter 1:21

# God's Word Is True

## INTRODUCING DOCTRINE

1. Play the game two truths and a lie with some of your leaders. Each leader gives three statements about himself. One of those statements should be false. The students guess which one is false. Students hold up one, two, or three fingers to indicate which statement they think is false.

2. Discuss telling the truth.

**ASK:** How did you choose which statements were false?

**ASK:** Were any of your choices wrong?

**ASK:** Did any of the true statements surprise you?

3. Transition to the doctrine lesson.

The leaders were playing a game with you, making it hard for you to guess which statements about themselves were wrong. But there is Someone Who never plays games with His words and never tries to fool you with what He says. Every single thing He says is true all the time. He never makes mistakes. That Person is God. Let's learn more about this truthful God.

## LEARNING DOCTRINE

### Gather

- Cold bottle of water.
- Clear glass with a spoonful of dirt in the bottom of it.

### God Is True

**BIBLE DRILL:** Proverbs 30:5.

**ASK:** How does this verse describe God's words? *As pure or true.*

**ASK:** What does "pure" mean? *Perfect, clean, without blemish or mistake.*

**ACTIVITY:** Hold up an unopened bottle of water. Ask a student who would like to have the water to come to the front of the class. Tell him the water is pure and refreshingly cold. Open the bottle and then display the drinking glass with the dirt in the bottom of it. Pour half of the water into the contaminated glass and offer it to the student. The student will of course refuse the water.

**ASK:** I don't understand, I thought you said you were thirsty? I told you the bottle of water is brand new. It is nice and cold. What's wrong? *The water is filled with dirt, junk, bug parts, and who knows what else.*

**ASK:** Why don't you want to drink impure water? *It would taste bad and might even make a person sick.*



Here is the rest of the pure water. (Hand the bottle to your volunteer and send him back to his seat.)

God is pure. He has no contamination. Everything He is and does is pure and true. We can trust Him because He is pure and true.

**ASK:** People often say that God can do anything. But what is one thing God cannot do? *He cannot sin in any way. That means God cannot lie.*

**BIBLE DRILL:** Hebrews 6:18.

God cannot do anything that goes against His holy nature. To be holy is to be completely free of sin. God is perfect. He cannot make a mistake. God is true. He cannot lie. Everything God is and does is true and without error. God never says, “Oops. I made a mistake!” And God never tells us anything that is not completely true. God’s holy nature is the reason we can trust the Bible.

### **The Bible Is True Because God Is True**

**ASK:** How did God give us the Bible? *God inspired holy men to write down His words exactly as He wanted.*

**BIBLE DRILL:** 2 Peter 1:21.

**ASK:** We know God is truth, and everything He is and does is right and true. And we know God inspired men to write down His words exactly as He wanted. So what must also be true of the Bible? *It must be completely right and true.*

**ASK:** Could the Bible contain mistakes? Why not? *No. Because God is the author, and God is true.*

**ASK:** Could it teach lies? Why not? *No. Because God cannot lie.*

**ASK:** What if we don’t understand part of God’s Word? Does that make it untrue? *No.*

If we thought the Bible might teach lies, then how could we know which parts were wrong and which parts were right? If the Bible were only partly true, then we would have to conclude that God was not always true.

### **The Gospel Is True Because God Is True**

**BIBLE DRILL:** Titus 1:2.

The apostle Paul stated that our hope of Heaven and eternal life rests on the fact that the Bible is true!

**BIBLE DRILL:** John 3:16.

John 3:16 is a record of Jesus’ conversation with a man who wanted to know more about Jesus and salvation. Jesus told the man that God the Father loved all the people in the world so much that He sent Him, God’s Son, to die for them. All those who believe in Jesus for the forgiveness of sin will be saved from their sin. Instead of going to a place of torment after they die, they will have eternal life in Heaven in the presence of God.



Do you believe what Jesus said about salvation? Do you believe that God loves you? Do you believe that Jesus is His Son? Do you believe that Jesus died on the cross to take away your sin? If so, how do you know all those things are true? We know they are true because God recorded them in His Word, the Bible. God is holy and cannot lie. Everything He put into the Bible is worthy of our trust. We can know for sure that it is true because God is true.

**ASK:** What if no one could know for sure if the Bible was really true? What if we knew the writers added their own thoughts to the Bible and that all of it was not from God? How would we know if verses like John 3:16 were true? *We wouldn't. If the entire Bible were not true, then we could not trust any of it.*

How awful it would be if we could not trust God's Word. We would not have any "hope of eternal life" (Titus 1:2). We would face death not really knowing if we were actually going to go to Heaven.

But we can be sure that God's Word is true. We can trust that Jesus actually said the words in John 3:16 and that everything He said about salvation is true because God always tells the truth.

**BIBLE DRILL:** Psalm 119:160.

This verse is a nice summary of God's words. It says that all of God's words add up to truth. If we had a recording of everything that God has said, we would not need to erase one single word in order for the recording to be true. From the very beginning God's words have always been true. That means God's words have been true from eternity past. There has never been a time when God did not exist and there has never been a time when all of God's words were not true.


This lesson is important. The hope of eternal life rests on the claim that the Bible is the one hundred percent true Word of God, written by the completely holy, almighty God. Because the Bible is God's Word, we can trust it one hundred percent of the time.

## LIVING DOCTRINE

### Gather

- Small bottles of water (one per child).
- Paper, cut to fit around the water bottles like labels.
- Tape.
- Colored pencils or markers.

1. Teach the sign for the word "lie."







God never lies. The Bible is the Word of God. Therefore, the Bible never lies.

2. The students watch you and then echo back your words and actions.

God never lies. (Point up. Shake head no while waving hands back and forth with palms down. Do the sign for “lie.”)

The Bible is the Word of God. (Form a book with your hands. Point to your mouth. Point up.)

The Bible never lies. (Form a book with your hands. Shake head no while waving hands back and forth with palms down. Do the sign for “lie.”)

3. Distribute the paper sleeves and colored pencils or markers. Students copy Proverbs 30:5 onto their strip of paper. If time permits, students may sketch pictures to illustrate the verse on the paper (e.g., a Bible, shield, stream of water).
4. Distribute a water bottle and piece of tape to each student. Each student tapes his sleeve around the water bottle.
5. End the session.

Your bottle of water is a reminder that God is pure and holy. His words are perfectly pure and without contamination or mistake. Every time you take a drink of water this week, thank God for His true Word.



### Note for Next Club Session!

The opening activity involves eating dry cereal. It would be wise to check with parents concerning food allergies. If you aren't positive that every student in your class can eat cereal, then adjust the activity to include a fruit like grapes. Also, collect cereal boxes for the closing activity. Students will make bookmarks from them.

## God's Word— The Bible



Theme 1—Lesson 5

### Topic

The Bible is God's revelation of Himself

### Theme

The Bible teaches what God wants us to believe and how He wants us to behave.

### Desired Response

The student will practice going to the Bible to learn what God wants him to know.

### Primary Scriptures

Psalm 19:1, 2;  
Ecclesiastes 12:13;  
John 1:18; 14:7–9;  
Romans 1:20

Do NOT serve cereal to your students unless you are absolutely sure none of them has a food allergy that is triggered by ingredients in cereal. This information should come directly from the parents. Do not rely on the child to tell you if he has an allergy. Substitute grapes or another fruit. Place food in a wrapped box if you know allergies are present or if you are not sure all the students are allergy free.

# The Bible Is All about God

## INTRODUCING DOCTRINE

### Gather

- Box of children's cereal (wrap the box to keep the label from showing).
- Dixie cups.

1. Display a wrapped box of cereal. Let some students shake the box and smell its contents through the box to see if they can determine what it is.

**ASK:** What do you think is in this box?

**ASK:** How do you know?

It is difficult to know anything for sure about the contents of this box. We know that it is probably cereal. But what color is it? What flavor is it? How big is it? How crunchy is it? (Shrug your shoulders.) If we just left this box sitting here, we would never be able to answer those questions.

**ASK:** What will we have to do if we want to know more about this cereal?

*Open the box!*

2. Open the box. Serve a little portion to each child in a small cup. Before students taste it, encourage them to use their other senses to describe it. Then let them taste it if they desire and describe the texture and flavor.

In order to know about this cereal, the first thing we had to do was open the box! Then we started to use our five senses to really study the cereal. We observed its color, shape, and size. We felt its texture and weight. We smelled it and listened to the sound it made in our cups. And finally, we experienced its flavor and texture when we tasted it. We had to open the box and really study what was inside before we could truly know about it.

3. Hold up your Bible and transition to the doctrine lesson.

There is a lot we could never know about God if we didn't open His book, the Bible. The Bible is God's message to us about Himself, His Son, and His plan for us. The only way for us to know Him, is to know His Word.

## LEARNING DOCTRINE

### Creation Declares God

**BIBLE DRILL:** Psalm 19:1, 2.

**ASK:** Psalm 19:1 uses the word "declare." What does "declare" mean? *It means "to announce."*

**ASK:** Can you use the word "declare" in a sentence? (Let a couple of students use the word in a sentence. Provide examples for them if they struggle to come



up with their own.)

Psalm 19 says that Creation “declares” God’s existence and His creative power. By looking at what God made, we can know that He must be quite powerful and creative.

**BIBLE DRILL:** Romans 1:20.

Romans 1:20 has several big words and phrases in it. It simply says that God has clearly revealed Himself through His Creation. When you look outside and see the blue sky, green grass, singing birds, puffy rolling clouds, and the sun shining, you might say, “Wow! This is so amazing! A powerful creator must have made all of this!”

When looking at that our wrapped box, we figured there was some kind of cereal in it, but we didn’t know much else until we opened the box. Romans 1:20 says that Creation reveals a limited amount of knowledge about God. By looking at the mountains and oceans, hearing the thunder, and watching a bird fly, we can know that a big, powerful God must exist. But Who is this God? What’s He like? How does He view me? Does He know me? What does He expect from me? How can I please Him? All those questions need to be answered by looking at something other than Creation.

**Conscience Gives Evidence of God**

God also revealed Himself through our own sense of right and wrong. We call our sense of right and wrong our “conscience.”

**ACTIVITY:** Ask for two volunteers. Conduct the following skit. Your volunteers must be enthusiastic and willing to do and say what you tell them. Hand the girl playing “Mom” a purse and a \$20 bill. Give a ball to the boy playing the part of “Jimmy.” Narrate the script while the actors pantomime the scenes.

This is Jimmy and his mom. Mom is getting ready to go to the grocery store. As she is organizing her purse and getting her list, she places a twenty-dollar bill on the table and forgets about it.

“Bye, Jimmy. I’m going to the store. Now, mind your big sister while I am gone,” Mom says as she leaves.

After Mom walks out the door, Jimmy spots the money on the table. “Oh, Mom must have left this by accident,” he thinks to himself. Jimmy starts to walk away but then he stops. He picks up the money and looks at it. “Hmm, twenty dollars sure would come in handy for that game I’ve been saving for,” Jimmy thinks. “I bet Mom would never miss it.” Jimmy shrugs his shoulders and shoves the money into his pocket.

A little later, Jimmy’s mom comes home from the store and begins to put away her groceries. Jimmy feels miserable. He paces the floor. He is worried and can’t rest. In his mind he knows that what he did was wrong. Jimmy decides that the only way to feel better is to tell his mom what he did and ask her to forgive him.

“Mom, I took the twenty dollars you left on the table. I feel bad about it because I know it was wrong. Would you please forgive me for stealing from you?”



Mom is disappointed in Jimmy's decision to take the money, but she is glad he confessed his sin. She willingly forgives Jimmy.

Jimmy felt bad because he had a sense of right and wrong. His "conscience" told him that what he did was wrong. Everyone has a conscience. It acts like an alarm that lets us know when something is right or wrong. God gave us a conscience so we are aware that there are some things we should not think, do, or say (Romans 2:14, 15). Our conscience is evidence of God's existence. It tells us that a higher authority must have determined what is right and what is wrong.

**ASK:** Have you ever done something wrong and then felt bad about it later?

Our conscience is not enough to really help us get to *know* God. Our conscience doesn't tell us specifics about what God is like. Both Creation and our conscience are what we call "general revelation." They are kind of like the covered, unopened cereal box. We could see the shape of the box, but we did not know anything for sure about what was actually in the box. Creation and our conscience inform us that a higher being must exist, but they don't tell us Who that being is and what He is like.

### Jesus Christ Reveals God

**BIBLE DRILL:** John 1:18.

**ASK:** Who has "declared," or made known, the Father? *His Son, Jesus.*

The third way God reveals Himself to us is through His Son, Jesus Christ. God sent Jesus to earth as the Son of Man to live among people. Jesus revealed God as He lived on earth. Jesus is a personal, special revelation of God.

The disciples were Jesus' special helpers while He was here on earth. They followed Jesus and watched and learned from Him. One day Phillip asked Jesus to show them God the Father.

**BIBLE DRILL:** John 14:7–9.

**ASK:** How did Jesus respond to Phillip's request in verse 9? *He said that the disciples saw the Father because they saw Him.*

Let's think about that. When the disciples watched Jesus, they could learn what God the Father was like. Everything that Jesus is, God the Father is. Everything that Jesus can do, God the Father can do too.

**ASK:** When Jesus walked on the water and calmed the sea, what was He declaring about God? *God is in charge of the earth and is all-powerful.*

**ASK:** When Jesus felt sorry for the hungry crowd and fed over 5,000 people, what was He revealing about God? *God cares about and provides for people's physical needs.*

**ASK:** When Jesus came to the tomb of Lazarus and cried when he saw how sad all the people were, what did that show us about God? *God feels for people when they are hurting. He understands their pain.*



**ASK:** When Jesus told the woman at the well that He forgave her sins, what did He reveal to us about God the Father? *God has the power to forgive sin.*

**ASK:** When Jesus pulled the little children close to Him and told the disciples to let the little ones come to Him, what did Jesus show about God the Father? *That He loves children very much and that He is never bothered by children.*

Wouldn't it have been wonderful to live when Jesus lived? To watch Him do the miracles? To hear Him preach? To be able to learn about God by watching Jesus? We don't have the same opportunity Jesus' disciples had, but we can read about Jesus in the Bible.

### **The Bible Reveals God**

The Bible is the final way that God has revealed Himself to us. In fact, the Bible is the best means for us to learn about God. Both Jesus and the Bible are called "special revelation." They tell us and show us specific truths about God. We can know God by opening up God's Word to see what is inside it, just like we opened the cereal box to see what was inside it.

The Bible doesn't tell us *everything* there is to know about God. There is no language that has enough words to express the full glory of God. God is so much bigger than our human minds could comprehend. To try to explain God in one book would be impossible. The Bible does, however, teach us *everything we need* to know about God. The Bible also tells us what God wants us to believe and how He wants us to behave.

**BIBLE DRILL:** Ecclesiastes 12:13.

This verse is a short list of what God expects from us. He wants us to "fear" Him. That simply means we should respect God and take Him seriously. God also wants us to obey Him. The Bible tells us *everything we need* to know about living in a way that is pleasing to God. We will find that God's commands in His Word reveal a lot about what God is like. He commands us to be kind because He is kind. He commands us to be holy because He is holy.

The Bible is perfect for us. It tells us *everything we need* to know about God.

## **LIVING DOCTRINE**

### **Gather**

- Bookmarks to use as patterns.
- Empty cereal boxes (empty cracker and cookie boxes would work too).
- Scissors or paper cutter.
- Ribbon or yarn.
- Paper punch.
- Colored pencils or markers.
- Glue (optional).
- Cardstock (optional).



Be aware that even an empty cereal box can trigger an allergic reaction in a student with certain food allergies. Be alert and provide boxes that would not cause a student to have an allergic reaction. Gift boxes or shoe boxes are two options.

1. Remind students of the opening activity. Review how they didn't know for sure what was in the box until they opened it.
2. Display the empty cereal boxes you collected.

Every time you eat cereal, think about our lesson for today. Let the box remind you that you need to be opening your Bible to see what God has in it for you. We are going to make bookmarks to put in your Bibles as another reminder to be reading your Bible. We will let you pick a cereal box from which to cut your bookmark.

3. Students examine the cereal boxes and pick out a section of a box that they think would make a colorful bookmark. Students trace the bookmark pattern onto the cereal box and cut it out. Use the paper cutter if the cardboard is too thick to cut with scissors.
4. Students punch a hole in the top of their bookmark and tie a ribbon through the hole.
5. Students write a message on the blank side of the bookmark to remind themselves to be reading God's Word. They can include a verse, such as Ecclesiastes 12:13, if they wish. If there is time, they can glue the blank side of their bookmark to a piece of cardstock and cut around the bookmark to make the bookmark look nicer. They can write their message and verse on the cardstock.
6. End the session by letting the students show their finished bookmarks and share their desire to open their Bibles to read what God has written to them. Encourage them to focus on the verses covered in their TruthBooks as a good place to start.



### Note for Next Club Session!

The lesson for next session uses strawberries to illustrate a truth. The illustration calls for some of the strawberries to be moldy. If possible, leave some strawberries in a warm place over the next week to accelerate the rate at which they mold.

# God Has Preserved His Word

## God's Word— The Bible



Theme 1—Lesson 6

### Topic

The Bible's preservation

### Theme

God's Word is good and true forever.

### Desired Response

The student will believe that the Bible teaches what God wants us to believe about Him.

### Primary Scriptures

Psalm 119:89; Matthew 5:18; 24:35; 1 Peter 1:23

If you don't have access to obsolete items, then consider printing pictures of them from the web or projecting them for your students to see.

## INTRODUCING DOCTRINE

### Gather

- Three or four obsolete items such as a VCR, cassette tape player, old video recorder, rotary telephone, Walkman, a camera that uses film, record and a record player, typewriter, or any antique tools.
  - Tablecloths or large towels.
1. Before class, set the obsolete items on a table and cover each of them with a tablecloth or towel.
  2. Choose a volunteer to reveal one of the items. The student examines the item and tells what he thinks it is and how it was used.
  3. Talk about the item and your experience with it. Explain why the item is now obsolete. Continue the process until all the items have been revealed.
  4. Transition to the doctrine lesson.

All of these things have become obsolete. The word “obsolete” means “no longer produced or used.” Almost everything eventually becomes obsolete.

**ASK:** What are some things that have become obsolete in your lifetime? Perhaps a gaming system.

There is something that will never ever become obsolete. (Hold up your Bible.) The Bible will never go out of date or be replaced by something better. It will never break down or go out of print. God's Word is good and true forever.

## LEARNING DOCTRINE

### Gather

- Fresh strawberries.
- Moldy strawberries.
- Unopened jar of strawberry preserves.
- Bread (optional).
- Butter knife (optional).

### God's Word Is Living and Abiding

**BIBLE DRILL:** 1 Peter 1:23.

**ASK:** How does this verse describe God's words? *As living and abiding forever.*

God is living, and His words are life-giving words. God's words are not like the obsolete things we looked at. They could never become obsolete, worn-out, or no good. That means God's words in the Bible are as perfect and relevant today as they were when they were written. God's Word is “relevant” in that it tells us everything



we need to know today about God and life. God's Word still applies to our lives. We still need it.

God's words also "abide" forever. To "abide" means to dwell or to stay. The Bible, a record of God's words, will always be around. It will never be lost or destroyed. It will stay true and right for all eternity. God made no mistakes in giving the Bible to humanity. We can be confident that the Bible is reliable for us today because God Himself has promised to preserve it forever.

To "preserve" something means to keep it or save it from being ruined or ineffective.

**ACTIVITY:** Hold up a carton of fresh strawberries. Invite a few students to come up and eat one. (Be aware of any food allergies in your group.) Ask the students to describe the experience.

**ASK:** What would happen if I left this carton of strawberries out on the counter for a few days? *They would become overripe and mushy.*

**ASK:** What would happen if I left the strawberries out of the refrigerator for a week? (If you have them available, display some moldy strawberries.) *They would mold, spoil, and rot.*

**ASK:** What would happen if I left them for a month or more? *They would be so rotten and covered in mold that they wouldn't even look like strawberries anymore.*

Who wants a moldy, rotten, mushy strawberry? Any volunteers? There is a way of preserving strawberries to make them last for a long time. We would simply chop them up, mix in some sugar, vinegar, and salt, cook them, and then put them in heated jars to be sealed with a special lid. (Display a jar of strawberry preserves.) A strawberry preserve is like jelly. It is delicious on bread or rolls. I could put an unopened jar of strawberry preserves in my cupboard or pantry for months, or even years. And when I want it, I can pop the lid, break the preservation seal, and eat it. (If desired, spread some of the strawberry preserves on bread for students. Again, be aware of any food allergies.) We don't know how old the strawberries are in this strawberry preserve. But we do know that if they had not been put into this jar, the strawberries would be rotten and would taste nasty!

God has preserved His Word. It has never gone out of style or become obsolete. It has never been replaced by something better. It will never go away and is always true.

### God's Word Is Eternal

**BIBLE DRILL:** Psalm 119:89.

**ASK:** How long has God's Word existed? *God's Word has always been and always will be settled in Heaven.*

We call the Bible "God's Word" because it is the written form of God's truth that He wants us to know. God Himself has always existed from eternity past. He always will be to eternity future. Therefore, His truth, His Word, has always been true from eternity past and it will always continue to be true into eternity future.





**ACTIVITY:** The following numbers relate to the Bible in some way. Write them on the board and have the students guess what the numbers represent. **(1)** 6,000,000,000. Answer: Around six billion Bibles copies of the Bible have been produced over the last 2,000 years. Most of those have come in the last five hundred years. **(2)** 2,000. Answer: Portions of the Bible have been translated into almost 2,000 languages. **(3)** 200. Answer: The entire Bible has been translated into 200 or so different languages.

**ASK:** Do you know of any other book that has sold so many copies and been translated into so many different languages? Do you know of any other book that is so old but still so popular? *No other book even comes close.*

**ACTIVITY:** Search the web for a list of the all-time best-selling books. Look through the list for books you own. Most likely you have several. Show the books to your students and share the total print run for each book. They will all fall way short of the number of Bibles in print. Comment on the relevance of each of the books today.

**ASK:** Why do you suppose the Bible is so popular? *Because only the Bible contains the word of life and eternity. Only God's Word can change the hearts and minds of people for all eternity.*

**BIBLE DRILL:** Matthew 24:35.

God has promised He will preserve His Word, and He has! God's words, including the Bible, will neither pass away nor fail to come true.

**BIBLE DRILL:** Matthew 5:18.

**ASK:** What's a jot? What's a tittle? Have you ever used a jot or a tittle? (Let the students guess what those words refer to.)

The "jot" and "tittle" are both parts of the Hebrew alphabet. The Old Testament was written mostly in Hebrew, a language spoken in Israel today. The "jot" is the tenth letter of the Hebrew alphabet. It is the smallest letter in the Hebrew alphabet. It has a "Y" sound and looks a little like an apostrophe. A "tittle" is a small part of some Hebrew letters. Tittles differentiate one letter from another.

Jesus taught that the smallest letter and even the smallest part of a letter will not be lost. Every single part of God's Word will absolutely come to pass and will remain true forever. Wow! Our God is a God of details! God has carefully preserved His Word from eternity past, and He will preserve it forever.

**ASK:** Can we be sure that what God's Word teaches is still good and true for us today? *Yes! God has preserved His Word to be good and true forever.*

Some translations use the words "iota" to refer to the "jot" and "dot" to refer to the "tittle." "iota" is the smallest Greek letter. See the example below for a jot and tittle in the Hebrew word for "in the beginning."

Tittle Jot  
בְּרֵאשִׁית

## LIVING DOCTRINE

### Gather

- Paper and pencils.

1. Write the Hebrew word for "in the beginning" on the board. See the margin.



Hebrew words are written and read from right to left. The little dots below the word were not actually part of the original Hebrew. They are vowel points that were added later to help preserve the proper pronunciation of the words. The word is pronounced *b-reSheet*. The word means “in the beginning.” It is the first word in the Hebrew Bible.

2. Point out the jot and the tittle. Remind the students that the jot is the smallest Hebrew letter and the tittle is the smallest part of a letter.
3. Give students a piece of paper and a pencil and have them practice writing the Hebrew word. Encourage them to write from right to left.
4. Students take their best example of the Hebrew word and put it in their Bibles at Genesis 1:1 as a reminder that all of God’s Word will last forever, beginning with the very first word.

**ASK:** Since God’s Word is good and true forever, how should you treat it?

5. Close the session by praising God for preserving His Word and for making it good and true forever.

# The Bible Tells Us about Jesus

## God's Word— The Bible



Theme 1—Lesson 7

### Topic

The Bible's message

### Theme

The Bible tells us how we can be right with God.

### Desired Response

The student will consider whether he has trusted Christ as his Savior.

### Primary Scriptures

John 20:31; 1 John 5:13;  
Romans 3:23; 5:8; 6:23;  
10:9; 2 Timothy 3:15

## INTRODUCING DOCTRINE

### Gather

- Unassembled Lego set and accompanying instruction booklet and box.
- Bag.

1. Before class, remove everything from the box. Place the unassembled Legos in a bag. Have the instructions and box handy but out of sight.
2. Pour the Legos out of the bag and onto the table.

Lego sets are carefully designed to make something neat when the pieces are all put together in the correct order and in the right way.

**ASK:** Based on the shapes and colors of the pieces, what do you think this set makes when it is put together?

**ASK:** What is the best way to know what all these pieces are supposed to make? *Look at the instruction booklet.*

3. Display the instruction booklet. Point out how detailed it is. Show how many pages it is. Let your volunteers look at it and see how reading the instructions would make assembling the model possible.
4. Transition to the doctrine lesson.

This pile of Legos has a purpose, but we would never know that purpose without following the instructions. In a similar way, God has a purpose for our lives too. But we would never figure it out on our own. God gave us the Bible so we might know what our purpose is. We will learn more about that purpose in our lesson.

## LEARNING DOCTRINE

### Gather

- Three sheets of poster board. Put a large letter *A* on one of them, a letter *B* on another, and a letter *C* on the third one.
- Box wrapped up as a gift.
- Cross made out of construction paper.
- Tape.

The Lego set on our table is designed for a purpose when all the pieces are put together. You have a purpose too. That purpose is to glorify God. But just like the students who couldn't put together the model without the instructions, we can't fulfill our purpose of glorifying God without His instruction Book. The Bible is our instruction book on how to glorify God.

To glorify God is to praise Him and make known how wonderful He is. To glorify



God also involves living in a way that shows people God's power and character. God wants us to become a model of Him so people will learn about Him as they watch our lives. But glorifying God is not something we can do automatically. There is a change that needs to take place in our lives first. That change begins when we trust in Jesus as our Savior from our sins. God's Word tells us how to know God and be rescued from our sin.

### **Admit You Are a Sinner**

In order to be saved from our sin, we need to first *admit* we are sinners.

**BIBLE DRILL:** Romans 3:23.

**ASK:** Who is a sinner? *Everyone.*

**ASK:** What is sin? *Any thought, word, or action that violates God's perfect standard of holiness.*

Romans 3:23 says we all fall short of God's glory. God is perfect, holy, pure, and sinless. That is His standard for being acceptable to God. Do any of you meet God's standard of perfect holiness? Is there anyone here who can say he is perfect all the time? Pure all the time? Never ever has a selfish thought? Never ever says an unkind thing? No, every single human being falls short of that perfect, holy standard. Only God Himself can measure up.

**DISPLAY:** Poster board with the letter *A* on it.

The *A* on this poster board will help us remember our need to admit we are sinners. The *A* stands for "admit." To "admit" something is to agree that it is so. If you believe you are a sinner, then you have admitted you are a sinner.

**BIBLE DRILL:** Romans 6:23a.

We are all sinners who fall short of God's glory. The Bible says the "wages" for our sin is "death." A "wage" is what we earn as a result of what we have done. We have earned death because we are sinners. That means anyone who thinks he can earn eternal life by being good is wrong. The only thing we earn by the way we live is death.

The death we earn because we are sinners isn't just the physical death of our bodies. The death the Bible talks about is an eternal death, or an eternal separation from God. Because we "fall short" of God's glory, we deserve to be separated forever from the perfect, holy God. God cannot allow us to live with Him in Heaven if we still have our sins.

### **Believe Who Jesus Is and What Jesus Did**

**READ:** Romans 6:23.

We should be thankful for the truth at the end of this verse.

**DISPLAY:** Large gift-wrapped package.

**ASK:** What is God's gift to us? *Eternal life.*

**ASK:** How do we get it? *Through Jesus Christ.*



We all like presents. Eternal life is like a present God offers to us. It is free for us, but it cost Jesus His life. Jesus had to die before God could offer us eternal life. (Tape the construction paper cross to the gift.)

**BIBLE DRILL:** Romans 5:8.

**ASK:** What did Jesus do for us? *He died in our place.*

Remember the beginning of Romans 6:23. Our “wages” for our sin is death. But Jesus suffered the wages of our sin for us.

**BIBLE DRILL:** 1 Corinthians 15:3, 4.

Jesus is God. He is perfect, sinless, holy, and pure. He took the punishment for our sin upon Himself and paid the full price of our sin. He did not wait for us to be “good enough” to save us from sin because we would never deserve to be saved. He came and died for us “while we were yet sinners.”

**DISPLAY:** Poster board with the letter *B* on it.

God promised eternal life to all who *believe* on the Lord Jesus Christ as the satisfactory payment for their sins. The *B* on this poster board stands for “believe.” We need to believe Who Jesus is and what He did for us on the cross.

### Choose to Trust in Jesus

**BIBLE DRILL:** Romans 10:9.

To *confess* means to agree with or to say the same thing. Romans 10:9 says that if we agree that Jesus is Lord and Savior and believe in our hearts that God raised Him from the dead, we will be saved from the punishment of our sin.

**DISPLAY:** Large gift-wrapped package.

When we “confess” that Jesus is Lord and Savior, God gives us His free gift of eternal life. Belief in Jesus is central to the Bible’s message. The whole Bible is organized around Jesus’ life. The Old Testament looks ahead to the coming of Christ. The New Testament is about the actual coming of Christ Jesus and the events that happened afterwards.

**DISPLAY:** Poster board with the letter *C* on it.

The letter *C* stands for “choose.” We must choose to trust in Jesus in order to be saved. Simply knowing that Jesus came to die on the cross for our sins is not enough to save us. We must make the decision to put our trust in Jesus for our salvation.

**BIBLE DRILL:** John 20:31; 1 John 5:13.

**ASK:** What is the purpose of the Bible according to these verses? *That we might believe that Jesus is the Son of God and have eternal life through Him.*

## LIVING DOCTRINE

### Gather

- Lego set (from Introducing Doctrine).



- Additional Legos as needed.
1. Make a list of key words from the lesson on the board. Choose words that are associated with objects or persons. Consider including the following: heart, cross, death, gift, Bible, people, Jesus, world.
  2. Invite the students to come to the Lego piles and make a model to represent one of the key words on the board. They could also come up with their own idea for a model to represent the lesson.
  3. Students share their model and explain how it relates to the lesson.
  4. Send the students back to their seats. Leave their models on display at the front of the room. Use them and the *A*, *B*, and *C* posters from the lesson to review the plan of salvation. Challenge the students to consider whether they have ever admitted they were sinners, believed in Who Jesus is and what He has done, and chosen to trust in Jesus for salvation.

**READ:** 2 Timothy 3:15.

**ASK:** Why do we need the Bible? *We need the Bible to show us Who God is and how we can be right with Him through Jesus Christ.*

What about you? Has God's Holy Spirit been working in your heart and mind today as we have looked at the His Word, the Bible? Do you understand who God is now? He is perfect and holy. Do you understand who the Bible says you are now? You are sinner, separated from God. Do you understand the message of the Bible? Jesus is God's Son. He lived a perfect life, willingly submitted to being crucified as the payment for our sins, and then rose from the dead, victorious over sin and death.

If you understand all these things, have you ever believed in Jesus as your own Savior? You can do that today.

5. Ask the children to bow their heads and close their eyes.

Maybe today is the first time you have ever heard the truth of what God's Word says about you, your sin, and your need for a Savior. Maybe you are saying "Hey, that's me! I need Jesus. Yes, Jesus, I want you to forgive my sin and give me Your gift of eternal life forever in Heaven with you!" If that is what your heart is saying today and you would like to talk to a teacher about it a little more, quietly raise your hand. (Take note of responding students and counsel them after the closing prayer.)

Maybe you have already made that choice in your heart. Maybe you heard these verses today and smiled because you have already admitted your sin, believed Jesus is the Savior, and confessed Jesus as Lord. You can trust God's Word and His promise to give you eternal life and praise Him for His gift.
6. Close the session in prayer, asking God to work in the hearts of the students and to help them understand and respond to salvation.

# God's Word Reveals the Only Way to Be Saved

## God's Word— The Bible



Theme 1—Lesson 8

### Topic

Faith

### Theme

We need God's Word to tell us how to be saved.

### Desired Response

The student will rely on the Bible for God's plan of salvation.

### Primary Scriptures

John 8:31, 32;  
Romans 1:20; 10:17

## INTRODUCING DOCTRINE

1. Play charades, using words and phrases that have to do with communication. Add your own to the following: telephone call, sign language, conversation, talk. Make a few of the words or phrases harder (e.g., telephone receiver, ringtone, emoji, friend request). Give each student one minute to communicate his secret word without using his voice or any sound effects. Allow the student who guesses the word or phrase to go next. Students who guess the word but have already had a turn should choose someone to go in their place. Play as many rounds as time allows.
2. Talk about the importance of language in communicating.

**ASK:** How frustrated does this game make you feel?

**ASK:** Were you more frustrated as the person acting out the word or as the person trying to guess the word?

**ASK:** How might your life change if you had to communicate by acting things out instead using language?

Language is essential to communication. Even people who are deaf have sign language. They may not speak audible words with their mouths, but they sign word pictures with their hands. Those pictures communicate meaning. Without words, we cannot understand each other very well. We cannot express our inner thoughts and ideas.

3. Transition to the doctrine lesson.

**ASK:** Why do you think God gave us the Bible? *He had a very important message to communicate to us. He wanted to make sure the message was clear.*

God gave us His Word, the Bible. He spoke to us in human language because He had a very important message to share with us. He wanted us to know His plan of salvation. Without God's Word, it would be hard for us to be sure of much concerning God. Today we will learn that we know God by faith, which comes from hearing God's Word.

## LEARNING DOCTRINE

### Gather

- Scenic pictures of God's Creation.

### Creation Is Limited

**ACTIVITY:** Show several scenic pictures of God's Creation: ocean, mountain, plains, rolling clouds, autumn colors, flowers, soaring eagles. Search the web for the pictures and project them, or display pictures from a calendar or book. You



could even show your own pictures of scenic places. Students describe what they see, using descriptive words.

**BIBLE DRILL:** Romans 1:20.

**ASK:** What does Creation reveal about God? *That He exists as the sovereign, powerful, great, and detailed creator of the world. That He is a creative and orderly God.*

Does Creation tell you about Jesus, God's Son? Does looking at Creation tell you that you are a sinner? Does Creation tell you that your sin separates you from God? Does Creation tell you that God's Son came to this earth and paid the price for your sin? Does Creation tell you to put your trust in God's Son for eternal life? The answer to all those questions is "no." Creation only generally reveals that there is a God Who is powerful and sovereign over His Creation. It tells us that there is a Creator that we are accountable to, but it doesn't tell us about salvation.

Creation does give enough evidence about God to condemn a person. Romans 1:20 says every person is without excuse. That means no one could say to God that he had no clue that God existed. God's Creation is powerful evidence that God must exist.

**ASK:** What part of God's Creation do you think is the strongest evidence for God's existence? *Perhaps the human brain, an eagle's powerful eye, or a dinosaur's massive size and strength.*

**ASK:** What could you say to someone who thinks we can't know for sure if God exists? *Share Romans 1:20 with the person. Point out the amazing design in God's Creation.*

**ASK:** Do you think Creation all happened by chance? Why not?

Creation is amazing. It is evidence that there must be a God. But it does not tell us God's plan of salvation. We need something more than Creation to know God enough to put our faith in Him.

**ASK:** How can we know more specifics about our God and His plan for us? *Through His Word.*

Remember our activity at the beginning of class? It was hard for you to communicate without using words, especially when the words and phrases became more detailed. God understands the importance of words. He used language to communicate to us about salvation.

### **The Bible Is Clear**

**BIBLE DRILL:** Romans 10:17.

**ASK:** What is faith? *Faith is believing that something or someone is true even though there may not be proof.*

We can see what God did in creating our bodies and the rest of the universe, but we cannot see God. We must have faith that He exists. We must believe that He is real even though we have not seen Him with our eyes.





**ASK:** What encourages us to have faith in God? *Listening to Him.*

**ASK:** How does God speak to us? *Through His Word, the Bible.*

We cannot hear God's instruction in the wind, in an eagle's cry, or through the pounding waves. Some religious groups will examine nature for a sign to help them make their decisions. But they will never find what they are looking for. God does not use signs in nature to communicate His will. Rather, He uses His Word to communicate to us concerning His will and ways.

Romans 10:17 says that faith comes by hearing God's Word. That does not mean that every person who hears God's Word will trust Jesus as his Savior. Some people will reject God's Word when they hear it. Others will try to change what the Bible teaches about salvation so that it fits their own beliefs. But no one has the right to change what the Bible says. True believers have faith in what God's Word says, not in what they want it to say.

Sharing God's Word is very important for believers. People will not trust in Christ as their Savior if they have never heard God's Word. As we share God's Word, the Holy Spirit uses it to convince people that they are sinners who need a Savior to rescue them from their sins. The Holy Spirit's work in helping people understand salvation makes the gospel amazingly powerful.

**ASK:** Do you remember when you first understood the gospel? Was it like a light came on in your mind?

**BIBLE DRILL:** John 8:31, 32.

**ASK:** How did Jesus say we can know God's truth? *By continuing or abiding in His Word.*

To abide in God's Word means to study it and live according to it. A person who ignores God's Word and never opens His Bible is not abiding in God's Word.

**ASK:** What does God's truth do for us? *Sets us free.*

God's Word sets us free from the penalty of sin at the point of salvation. As we continue in God's Word, we have victory over sin; we begin to live more and more for Christ.

Saving faith must come from God and by the Word of God. God's Word tells us all we need to know about Christ in order to put our trust in Him for salvation. We cannot be saved by depending on our own logic or brainpower. Nobody could truly know God without God's Word. God has provided His Word so that people might hear and believe what His Word says.

## LIVING DOCTRINE

### Gather

- Plastic cups.
- Toothpicks.
- String, cut in 12-foot lengths.
- Permanent markers.
- Steak knife.



1. Review the key verse for this lesson.

**READ:** Romans 10:17 twice in unison.

**ASK:** How can we truly get to know God? *We get to know God by faith, which comes from hearing His Word.*

2. Before class, use the knife to cut a slit in the bottom of each cup. The students will use the cups for making a “telephone.”
3. Pair up the students. Give each pair two plastic cups, a length of string, two toothpicks, and a permanent marker. Each pair records the first half of Romans 10:17 on one cup and the second half of the verse on the other cup.
4. Students tie one end of their string to a toothpick and the other end to the other toothpick. Students push the toothpicks all the way through the holes in the bottom of the cups and then pull the strings tight. The toothpicks will keep the string from coming out of the bottom of the cups.
5. Pairs stand across from each other with the string between their cups pulled tight. The students quote Romans 10:17 to each other through their “telephone.” Encourage them to try different volumes and pitches to maximize the sound moving along the string between the cups. You may want to have extra materials for making telephones so everyone who wants to take one home may do so.
6. Close the session in prayer.

## God's Word— The Bible



Theme 1—Lesson 9

### Topic

The authority of the Bible

### Theme

There is no authority greater than God's Word.

### Desired Response

The student will believe that the Bible is the final and greatest authority.

### Primary Scriptures

Psalm 119:4;  
2 Timothy 3:16

# God's Word Is the Highest Authority

## INTRODUCING DOCTRINE

### Gather

- Dictionary.
- Backpack.
- Clipboard.
- Set of keys.
- Notebook.
- Gavel (make one out of paper if necessary).

1. Select a volunteer who is old enough to use and read a dictionary. Instruct the volunteer to look up and read the definition for “authority.”

The word “authority” means having the power to give orders or make decisions that affect others. Every day of our lives we live under the authority of someone else. Many of us live under the authority of several people.

2. Call on five volunteers to represent people under authority. Hand them their corresponding prop as noted. The first volunteer represents a student in school. Give the volunteer a backpack.
3. The second volunteer represents the teacher. Hand him a clipboard and have him stand to the right of the “student.”

**ASK:** Who is the authority in a classroom of students? *The teacher.*

4. The third volunteer represents the principal. Hand him a set of keys and have him stand to the right of the “teacher.”

**ASK:** But a teacher is also under authority. Who is in authority over a school? *The principal.*

5. The fourth volunteer is a school district superintendent. Hand him a notebook and have him stand to the right of the “principal.”

**ASK:** A principal is also under authority. Who is the authority over a school principal? *The school district superintendent.*

6. The fifth volunteer is a school board member. Give him a gavel and have him stand to the right of the school superintendent.

**ASK:** But the school district superintendent is also under authority. Who is in authority over school district superintendent? *The school board.*

We could keep going. The school board is under authorities too. And their authorities are under authorities. Even the president of the United States does not have the ultimate authority to make decisions on his own.

7. Transition to the doctrine lesson.



All authority figures are people who have the power and right to create and enforce rules, to make decisions, and to direct or control someone or something. But there is an even higher, more powerful authority than any authority on earth. God's Word is the most powerful and final authority over each and every person on earth. God's Word stands at the end of the line of authorities. Nothing is more authoritative than God's Word. We will learn about the authority of God's Word in our lesson for today.

## LEARNING DOCTRINE

### Gather

- Four poster board signs, each printed with one of the following words: "doctrine," "reproof," "correction," and "instruction."

### BIBLE DRILL: 2 Timothy 3:16.

This verse should be familiar to you. We studied it just a few weeks ago when we learned about the inspiration of the Bible. Remember how we used musical instruments to illustrate how God "breathed" His Word into the human writers? We talked about how God is the author of the Bible. We call it "God's Word" because it is God's very own thoughts and instructions in written form.

The rest of this verse says that God's Word is "profitable." The word "profitable" means useful, helpful, or needed.

**ASK:** Take a look at that verse again. For what is God's Word profitable? *Doctrine (teaching), reproof, correction, and instruction (training) in righteousness.*

**ACTIVITY:** Call on a several students to read the four profitable things that 2 Timothy lists. As they are read, select four volunteers to hold the poster board signs across the front of the room next to you. Point to each sign and demonstrate the action that will go with it.

Those are big, fancy words. Should we just skip over them and not study this part of the Bible? No! Once you understand these words, this verse will make a lot of sense. So let's look at them one at a time and create some actions to help us remember their meaning.

### The Bible Is Profitable

**Doctrine** is just a fancy word for "right teaching." God's Word has the authority to teach us what is right. Our weekly lessons and your TruthBooks teach you Bible doctrine. You are memorizing doctrine and Bible verses in order to earn your patches.

Show me a smile and give a thumbs up. Now give me the smile and thumbs up as you say, "God's Word is profitable for doctrine."

**Reproof** means to point out sin. To "reprove" someone is to say, "Hey, that's wrong! What you are doing violates God's holy character." God's Word has the authority to tell us when we are wrong. Sometimes your TruthBook will ask you to consider if you are

You may need to adjust the words on the poster boards to match the Bible version you are using. Adjust the commentary for this lesson accordingly.



doing something sinful.

Show me a stern frown and a thumbs down. Now give me your frown and thumbs down as you say, “God’s Word is profitable for reproof.” Let’s put the two actions together. (Repeat the phrases and the do the actions.)

**Correction** is the third way in which God’s Word is profitable. Let’s say you took a test at school and you didn’t do well on it. Your teacher hands it back with red check marks all over it and says, “You may make corrections and turn your test back in.”

**ASK:** What does it mean to “make corrections”? *It means to erase the wrong answers and put in the right answers.*

Your teacher wants you to fix what was wrong and make it right. God’s Word has the authority to tell us how to make right what is wrong. Put one hand on your hip. Point to the side with your other hand as if you are saying “go back and fix it.” Show me your hand on your hip and your pointing. Now show me the action again as you say, “God’s Word is profitable for correction.” Now let’s try all three together with the actions. Say, “God’s Word is profitable for doctrine, reproof, and correction.”

God’s Word also leads us to act and live in a way pleasing to God. The Bible calls that **instruction in righteousness**. It is as if God’s Word says, “Here, let me show you how to keep right what is right. This is how you do it!” Wave your hand back toward yourself as if you are asking someone to come and follow you. God’s Word has the authority to show us how to live and please God. Show me your waving action as you say, “God’s Word is profitable for instruction in righteousness.”

Let’s try all four actions with the verse. Do the actions as you say, “God’s Word is profitable for doctrine, for reproof, for correction, and for instruction in righteousness.” (Repeat several times, getting faster as the students get used to putting the actions and words together.)

### **The Bible Is Authoritative**

Since God is the all-powerful creator and sovereign ruler over the entire world and everything He created, then His Word has to be the authority over everything and everyone. God is the creator. He made us and therefore He makes all the rules. He decides what is good and evil, what is right and wrong, what is truth and what is false. No human on earth has that kind of authority. God and His Word are the highest authority over everyone, including you and me! The Bible stands at the end of all lines of authority.

## **LIVING DOCTRINE**

### **Gather**

- Note from a “Mom” that says, “Son, I went to the store. While I am gone I want you to empty the dishwasher and let the dog outside. Be back soon, Mom.”
- School handbook.



- Parking ticket (samples can be printed from the web).

1. Review the truth that the Bible is our ultimate authority.

**BIBLE DRILL:** Psalm 119:4.

**ASK:** Since God's Word is profitable for doctrine, reproof, correction, and instruction in righteousness, what should we be doing? *Submitting to and obeying God's Word.*

**ASK:** But before we can obey God's Word, we have to know God's Word. How do we know what God commands? *By studying the Bible, coming to church, completing the TruthBook, reading God's Word daily.*

2. Call on two students and an adult to help you. Hand the first student the note from Mom. The student reads it to the class.

**ASK:** What should you do? *Empty the dishwasher and let the dog out.*

**ASK:** Mom isn't around to tell you herself. And besides this is just a piece of paper. Why should you concern yourself with her instructions? *The note from Mom is the same as Mom telling you herself. It has the same authority as Mom's direct instructions.*

3. Give the school handbook to the second volunteer student.

**ASK:** What is this? *A school handbook.*

**ASK:** What information does it contain? *School rules.*

The handbook tells what time to be at school, what to wear, how to behave in the classroom, what foods to avoid bringing for lunch, and other important rules and policies.

**ASK:** What do you think you should do? *Follow the rules.*

**ASK:** The principal isn't here. He didn't tell you to do these things personally. And besides, it's just a boring old booklet. Why should you follow the rules? *The school handbook is the same as the principal and teacher telling you what to do. It has the same authority as the principal's direct instruction.*

4. Give the parking ticket to the adult volunteer.

**ASK:** What is this? *A parking ticket.*

**ASK:** Why do people get parking tickets like this one? *Because people park their cars in the wrong place.*

**ASK:** What do you think you should do about your parking ticket? *Pay the fine.*

Really? The ticket is just a piece of paper. Who cares if you pay the fine? I don't see a police officer anywhere.

**ASK:** What could happen if you don't pay the parking ticket? *The fine could go up and my license could eventually be taken away.*



In that case, you'd better pay it. I guess the little piece of paper has the exact same authority as the police officer himself.

5. Hold up your Bible.

God does not appear before us and speak directly to us in words we can hear. Instead, He has given us the Bible. It is His Word. It has the same authority as God Himself. Psalm 119:4 says we are to keep, or obey, His Word diligently.

**ASK:** What authority does the Bible have over us? *The Bible has the highest authority over us because it comes from God.* (Rehearse that answer several times.)

6. Discuss ways your students could submit to the Bible's authority in their lives.

7. Close in prayer, thanking God for giving us the Bible to be the highest authority in our lives.

## God's Word— The Bible



Theme 1—Lesson 10

### Topic

Love for the Bible

### Theme

God wants us to love the Bible so much that we are eager to trust and obey it.

### Desired Response

The student will express reasons why he loves God's Word.

### Primary Scriptures

Psalm 119:97;  
2 Peter 1:2, 3, 19

# God's Children Should Love His Word

## INTRODUCING DOCTRINE

### Gather

- Important documents or PowerPoint slides of important documents (e.g., picture of the United States Constitution, college diploma, a marriage license, other licenses).
- Sentimental documents (e.g., handwritten card from a grandmother, a love note, first Mother's Day card, birth announcement).

1. Display the important documents you brought to class. Talk about what each one represents. For example, the United States Constitution is the document that all laws are measured against. It is illegal to have a law that violates the Constitution. Such illegal laws are called "unconstitutional." A college diploma means a person studied hard and earned a certain level of education that prepares him for a career.

**ASK:** What are some similarities between these documents? *They all look important. They are protected by frames or other means. They show important information.*

**ASK:** How do you think a person should treat such documents? *He should respect them and be careful with them.*

2. Display some of your sentimental documents. Talk about why they are special to you. Consider reading one or two of them. Talk about how you feel about those pieces of paper and why you have kept them all these years.

Some people read their sentimental documents over and over again. They are special to them. The notes they have received from a spouse or parent are particularly cherished. Reading the notes makes the person feel loved. Feeling loved makes the person happy.

3. Transition to the doctrine lesson.

The Bible is kind of like one of these important documents and one of these sentimental documents all wrapped up into one. The Bible is very important, so we should honor and treat it with respect. But God's Word is also like a letter from a loved one, so we should cherish it. A long time ago, a man named Augustine said that the Bible is like "letters from home." He is right. Whenever we open our Bibles, it is like we are reading a letter from our loving Heavenly Father sent from our heavenly Home!

## LEARNING DOCTRINE

**BIBLE DRILL:** 2 Peter 1:2, 3.

**ASK:** According to verse 3, what has God given to believers? *All things that pertain to life and godliness.*





The Bible says that we have everything we need in order to know God and His Son, Jesus Christ. The Bible says that we can know God personally! How? By reading His Word!

Have you ever heard someone say, “Oh, I wish God would speak to me! I just want to hear His voice!”? How silly! God did speak. He spoke so clearly that He not only sent His Son, Jesus, to walk, talk, and live among us, but He also saw to it that everything we ever needed to know about Him and how to live is recorded *forever* in the Bible. That’s why we call the Bible “God’s Word.” So if you ever hear someone long to hear from God, hand them a copy of the Bible and say, “Try reading this.”

**BIBLE DRILL:** 2 Peter 1:19.

Second Peter 1:19 says that God’s written Word is even *better* than a voice from Heaven or a prophet speaking on God’s behalf. After hearing someone speak, have you ever thought, “That’s really important. I need to remember that”? But then you go your way and soon you forget what the person said? That can be frustrating. But if you wrote down the important message, you could return to read it and remember it. God’s message in the Bible is so important that He had it written down so we can read it again and again. God did not want us to rely on our memory alone to remember what He heard.

You memorize verses in order to earn awards as part of our Kids 4 Truth Club. But if you ever forget the verses at some point in the future, you can always go back to your Bible to refresh your memory.

God expects us to go to His Word again and again. And why wouldn’t we want to go to His Word over and over? If you have trusted Jesus as your Savior, you are God’s child. He is your loving, merciful, and patient Heavenly Father. He only wants the best for you. So, in love, your Heavenly Father recorded everything you need to know about Him, how He wants you to live, how much He loves you, how precious and valuable you are to Him, how to have peace, how to find true joy, and what you have to look forward to in eternity with Him! To ignore His Word would truly be a foolish choice. Anyone who truly loves God will have a similar love for God’s Word. In fact, a love for God’s Word is strong evidence that a person actually loves God.

**ACTIVITY:** Organize the students into small groups. Assign each group one or more of the following verses from Psalm 119 to read. The groups read their verse(s), looking for a benefit of loving God’s Word. Have each group share its answer(s) when it is are ready. Make a list on the board. Use the answers below to supplement the students’ answers.

v. 9 – They have a pure life and heart.

v. 11 – They avoid sin.

v. 25 – They find refreshment when they are down.

v. 28 – They find strength when they are weak.

v. 41 – They know God’s salvation.



v. 50 – They have comfort in affliction.

v. 99 – They gain understanding and wisdom.

v. 105 – They make right decisions.

v. 165 – They gain great peace.

**ASK:** Since there are so many wonderful benefits to loving and reading God’s Word, what should we do in response? *Read it. Obey it. Memorize it. Meditate on it.*

**READ:** Psalm 119:97.

The person who wrote Psalm 119 said that he loved God’s Word and that he always would. Every day he meditated on God’s Word. The word “meditate” means to think about over and over again. It means to think about what the Bible says until you truly understand it. For example, the Bible says that “God is love” (1 John 4:8). That is a very meaningful statement, but one we cannot fully appreciate until we think about it for a while. Let’s do that now.

**ASK:** What thoughts come to your mind when you consider the truth that “God is love”? (Allow students to ponder this question. You may want to prime their thinking by asking them some follow-up questions such as the following: Whom does God love? What does it mean to love? What did God do because He “is love”?)

When we meditate on Scripture, we are simply asking ourselves questions about the Scripture. Sometimes that means we will need to look up other Scriptures to get the answers to our questions.

Those who meditate on God’s Word have a deep desire to know God’s Word. They want to understand how it applies to their lives. They love to read it and learn about how great and wonderful God is. Then they want to tell other people about God and His Word. And they are eager to hear what other people are saying about God’s Word.

**ASK:** How does God want us to feel about the Bible? *God wants us to love the Bible so much that we are eager to trust and obey it.*

## LIVING DOCTRINE

### Gather

- Red construction paper or cardstock.
- Scissors.
- Markers or crayons.

1. Give each student a piece of construction paper, a pair of scissors, and crayons or markers.
2. Each student cuts a heart out of the red construction paper, making it small enough to fit inside the front of his Bible. Show the younger students how to fold their paper in half, cut out half a heart, and then unfold the paper to reveal the full heart.



3. Review the benefits of loving God's Word from Psalm 119. Direct the students' attention to the list you made on the board.
4. Students write a sentimental note to God on their paper hearts. The note should begin, "God, I love Your Word because . . .". Encourage the students to complete the note in a personal manner, expressing what they want to say to God about His Word. Have the students include in Scripture references as part of their notes to God.
5. Students share their notes with the class.
6. Close the session in prayer, asking God to give each of the students a love for God's Word that will continue the rest of their lives.






**Build children's lives by the Book**  
with children's ministry resources  
**FROM RBP!**



**Sunday School**  
**Vacation Bible School**  
**Nursery • Jr. Church • Much more!**  
[rbpChildrensMinistries.org](http://rbpChildrensMinistries.org)



kids **4** truth  
**CLUBS**



40003